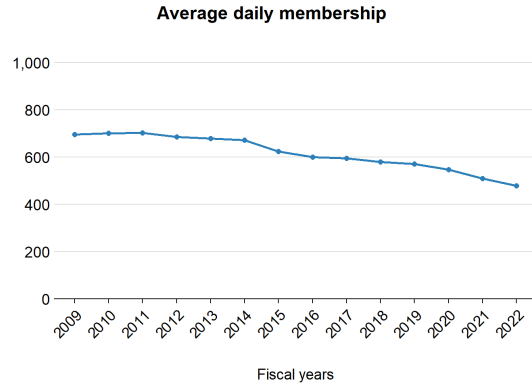


Craig County Public Schools

This profile shows the most recent data available from the 2020-2021 and 2021-2022 school years and highlights demographics, staffing, and funding for Craig County Public Schools.

Students

Enrollment growth between 2008-2009 to 2021-2022 has gone **down** by **31.2%**.



Here are additional characteristics of students that go to Craig County Public Schools, compared to the state overall.

	Locality	State
School-age children living in poverty	14.9%	11.1%
English learners	N/A	8.4%
Eligible for IDEA services	24.5%	13.4%
Eligible for free or reduced-price lunch	54.5%	45.6%

Staffing

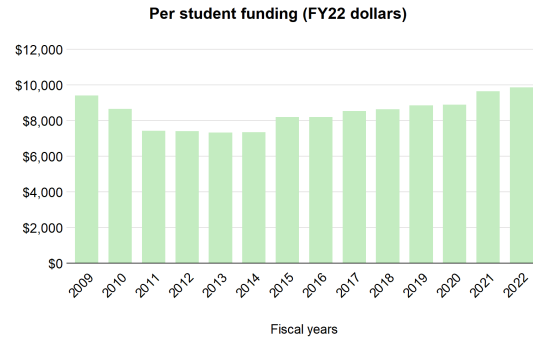
Compared to 2008-2009, staff per student has **increased** in Craig County Public Schools.

- 8 fewer teachers and instructors
- 5 more support staff
- 0 fewer school counselors and librarians
- 2 more teacher aides
- 0 more principals and assistant principals

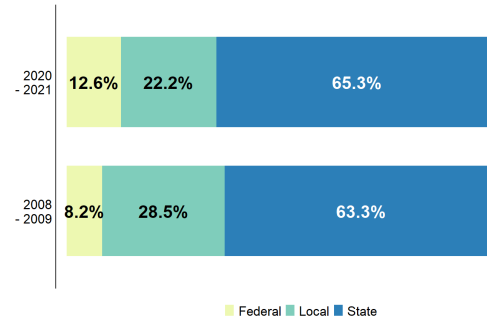
That's **1 fewer** staff overall, compared to **168 fewer** students.

Funding

In Craig County Public Schools, state direct aid per student has **increased** by **5%**, adjusted for inflation, since 2008-2009.



From 2008-09 to 2020-21, the state's share of total funding has **increased**.



Did you know...

...that a **one-cent increase** in Craig's property tax rate can raise about **\$51,800**?

...that, in 2020-2021, Craig invested **8.0% above** what is required by localities in the state's primary funding formula?

