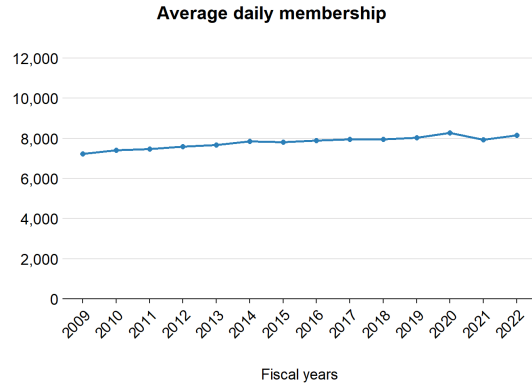


Culpeper County Public Schools

This profile shows the most recent data available from the 2020-2021 and 2021-2022 school years and highlights demographics, staffing, and funding for Culpeper County Public Schools.

Students

Enrollment growth between 2008-2009 to 2021-2022 has gone **up** by **13%**.



Here are additional characteristics of students that go to Culpeper County Public Schools, compared to the state overall.

	Locality	State
School-age children living in poverty	10.7%	11.1%
English learners	11.1%	8.4%
Eligible for IDEA services	10.5%	13.4%
Eligible for free or reduced-price lunch	47.3%	45.6%

Staffing

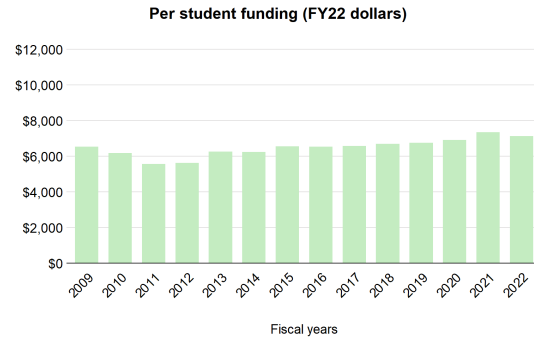
Compared to 2008-2009, staff per student has **decreased** in Culpeper County Public Schools.

- 67 more teachers and instructors
- 5 more support staff
- 0 fewer school counselors and librarians
- 23 more teacher aides
- 1 more principals and assistant principals

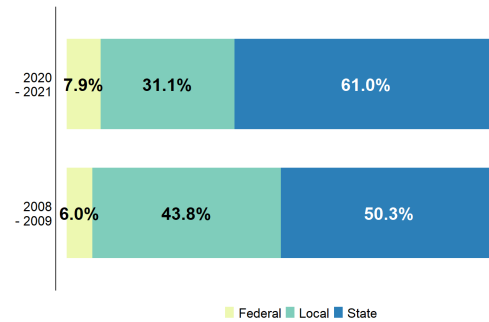
That's **96 more** staff overall, compared to **843 more** students.

Funding

In Culpeper County Public Schools, state direct aid per student has **increased** by **9%**, adjusted for inflation, since 2008-2009.



From 2008-09 to 2020-21, the state's share of total funding has **increased**.



Did you know...

...that a **one-cent increase** in Culpeper's property tax rate can raise about **\$571,100**?

...that, in 2020-2021, Culpeper invested **28.8% above** what is required by localities in the state's primary funding formula?

