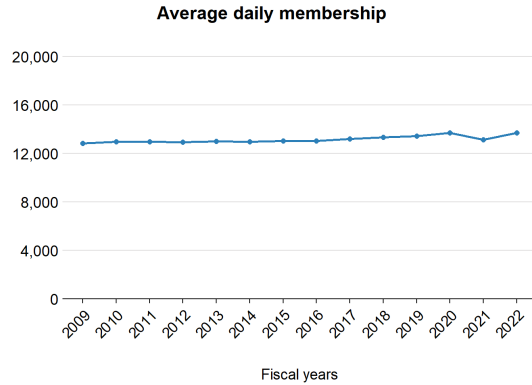


Frederick County Public Schools

This profile shows the most recent data available from the 2020-2021 and 2021-2022 school years and highlights demographics, staffing, and funding for Frederick County Public Schools.

Students

Enrollment growth between 2008-2009 to 2021-2022 has gone **up** by **6.8%**.



Here are additional characteristics of students that go to Frederick County Public Schools, compared to the state overall.

	Locality	State
School-age children living in poverty	8.3%	11.1%
English learners	6.1%	8.4%
Eligible for IDEA services	13.5%	13.4%
Eligible for free or reduced-price lunch	35.4%	45.6%

Staffing

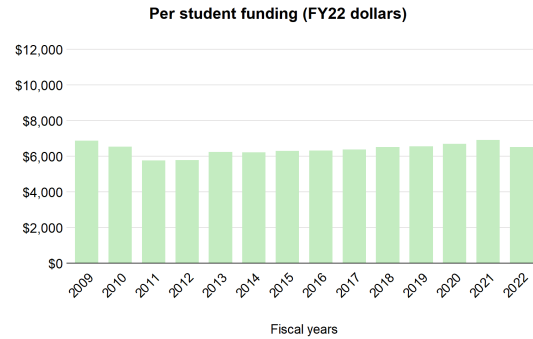
Compared to 2008-2009, staff per student has **increased** in Frederick County Public Schools.

- 43 more teachers and instructors
- 68 more support staff
- 5 fewer school counselors and librarians
- 45 more teacher aides
- 5 more principals and assistant principals

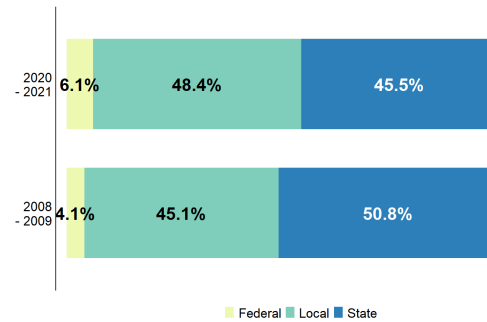
That's **156 more** staff overall, compared to **334 more** students.

Funding

In Frederick County Public Schools, state direct aid per student has **decreased** by **5.2%**, adjusted for inflation, since 2008-2009.



From 2008-09 to 2020-21, the state's share of total funding has **decreased**.



Did you know...

...that a **one-cent increase** in Frederick's property tax rate can raise about **\$1,044,800**?

...that, in 2020-2021, Frederick invested **132.6% above** what is required by localities in the state's primary funding formula?

