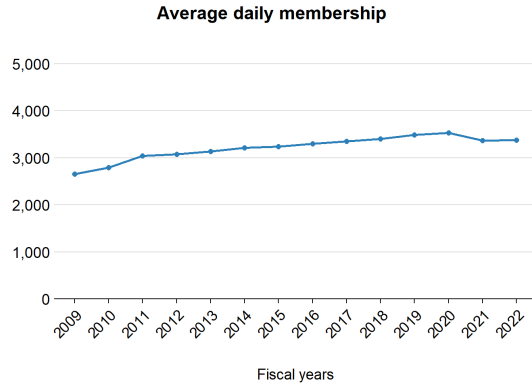


Fredericksburg City Schools

This profile shows the most recent data available from the 2020-2021 and 2021-2022 school years and highlights demographics, staffing, and funding for Fredericksburg City Schools.

Students

Enrollment growth between 2008-2009 to 2021-2022 has gone **up** by **27.2%**.



Here are additional characteristics of students that go to Fredericksburg City Schools, compared to the state overall.

	Locality	State
School-age children living in poverty	18.7%	11.1%
English learners	16.1%	8.4%
Eligible for IDEA services	12.2%	13.4%
Eligible for free or reduced-price lunch	CEP	45.6%

Staffing

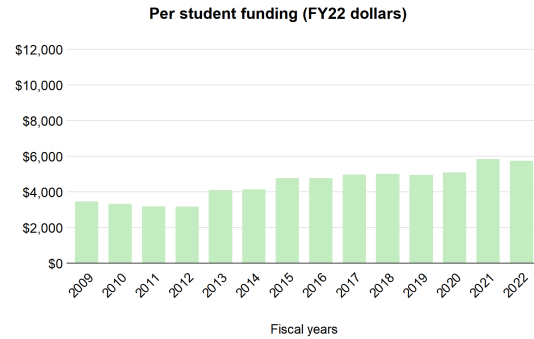
Compared to 2008-2009, staff per student has **decreased** in Fredericksburg City Schools.

- 41 more teachers and instructors
- 35 more support staff
- 3 more school counselors and librarians
- 10 more teacher aides
- 0 more principals and assistant principals

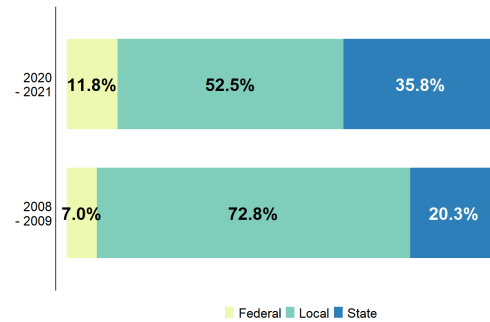
That's **89 more** staff overall, compared to **776 more** students.

Funding

In Fredericksburg City Schools, state direct aid per student has **increased** by **65.8%**, adjusted for inflation, since 2008-2009.



From 2008-09 to 2020-21, the state's share of total funding has **increased**.



Did you know...

...that a **one-cent increase** in Fredericksburg's property tax rate can raise about **\$406,900**?

...that, in 2020-2021, Fredericksburg invested **68.6% above** what is required by localities in the state's primary funding formula?

