

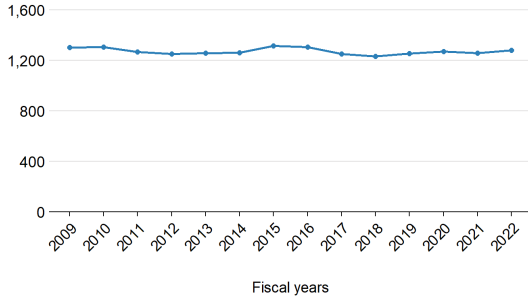
Galax City Public Schools

This profile shows the most recent data available from the 2020-2021 and 2021-2022 school years and highlights demographics, staffing, and funding for Galax City Public Schools.

Students

Enrollment growth between 2008-2009 to 2021-2022 has gone **down** by **1.7%**.

Average daily membership



Here are additional characteristics of students that go to Galax City Public Schools, compared to the state overall.

| | Locality | State |
|--|----------|-------|
| School-age children living in poverty | 26.5% | 11.1% |
| English learners | 13.1% | 8.4% |
| Eligible for IDEA services | 12.9% | 13.4% |
| Eligible for free or reduced-price lunch | 64.2% | 45.6% |

Staffing

Compared to 2008-2009, staff per student has **remained flat** in Galax City Public Schools.

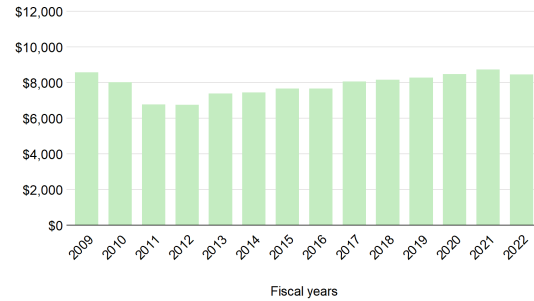
- 4 fewer teachers and instructors
- 2 more support staff
- 0 more school counselors and librarians
- 5 more teacher aides
- 1 more principals and assistant principals

That's **3 more** staff overall, compared to **22 more** students.

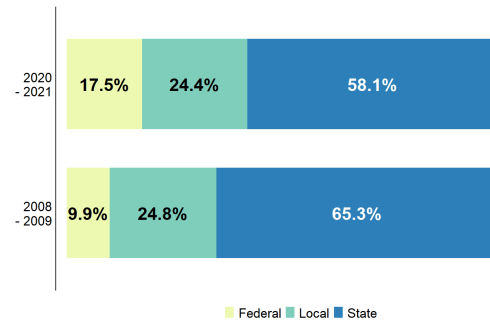
Funding

In Galax City Public Schools, state direct aid per student has **decreased** by **1.3%**, adjusted for inflation, since 2008-2009.

Per student funding (FY22 dollars)



From 2008-09 to 2020-21, the state's share of total funding has **decreased**.



Did you know...

...that a **one-cent increase** in Galax's property tax rate can raise about **\$47,000**?

...that, in 2020-2021, Galax invested **9.8% above** what is required by localities in the state's primary funding formula?

