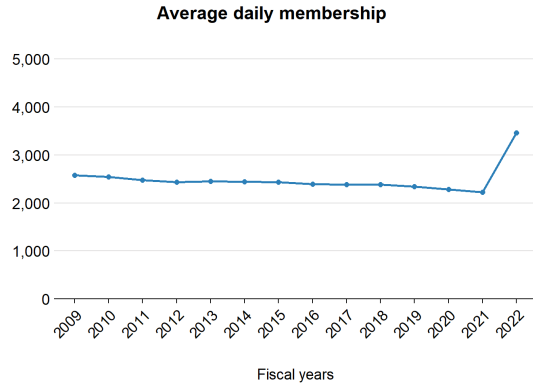


Giles County Public Schools

This profile shows the most recent data available from the 2020-2021 and 2021-2022 school years and highlights demographics, staffing, and funding for Giles County Public Schools.

Students

Enrollment growth between 2008-2009 to 2021-2022 has gone **up** by **34.3%**.



Here are additional characteristics of students that go to Giles County Public Schools, compared to the state overall.

	Locality	State
School-age children living in poverty	14.3%	11.1%
English learners	N/A	8.4%
Eligible for IDEA services	16.7%	13.4%
Eligible for free or reduced-price lunch	48.1%	45.6%

Staffing

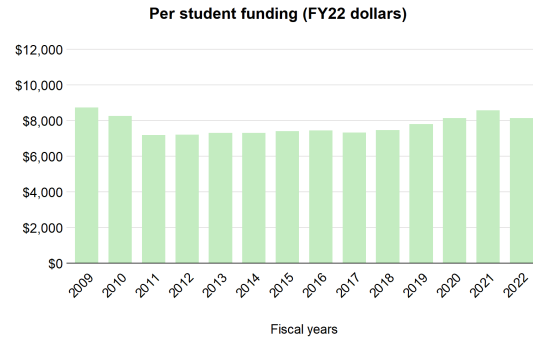
Compared to 2008-2009, staff per student has **decreased** in Giles County Public Schools.

- 4 fewer teachers and instructors
- 31 fewer support staff
- 1 fewer school counselors and librarians
- 17 fewer teacher aides
- 0 more principals and assistant principals

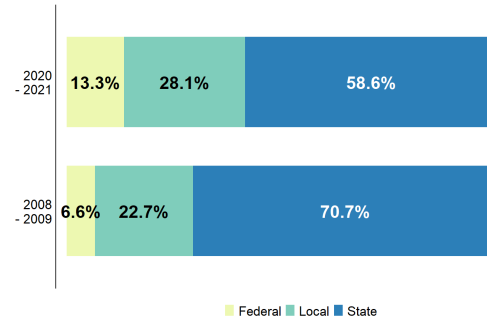
That's **52 fewer** staff overall, compared to **283 fewer** students.

Funding

In Giles County Public Schools, state direct aid per student has **decreased** by **6.9%**, adjusted for inflation, since 2008-2009.



From 2008-09 to 2020-21, the state's share of total funding has **decreased**.



Did you know...

...that a **one-cent increase** in Giles's property tax rate can raise about **\$115,900**?

...that, in 2020-2021, Giles invested **56.1% above** what is required by localities in the state's primary funding formula?

