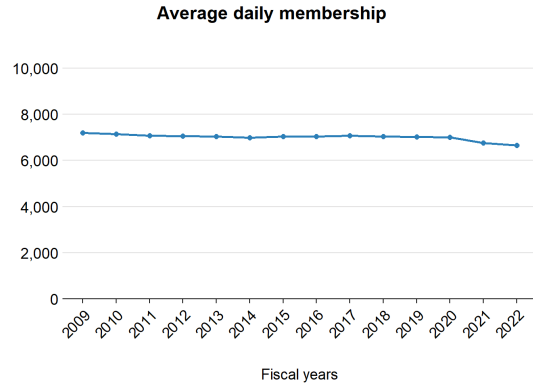


Henry County Public Schools

This profile shows the most recent data available from the 2020-2021 and 2021-2022 school years and highlights demographics, staffing, and funding for Henry County Public Schools.

Students

Enrollment growth between 2008-2009 to 2021-2022 has gone **down** by **7.5%**.



Here are additional characteristics of students that go to Henry County Public Schools, compared to the state overall.

	Locality	State
School-age children living in poverty	18.8%	11.1%
English learners	4.4%	8.4%
Eligible for IDEA services	16.3%	13.4%
Eligible for free or reduced-price lunch	CEP	45.6%

Staffing

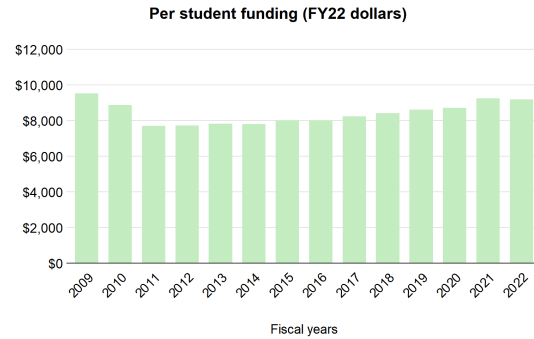
Compared to 2008-2009, staff per student has **decreased** in Henry County Public Schools.

- 88 fewer teachers and instructors
- 67 fewer support staff
- 8 fewer school counselors and librarians
- 51 fewer teacher aides
- 4 fewer principals and assistant principals

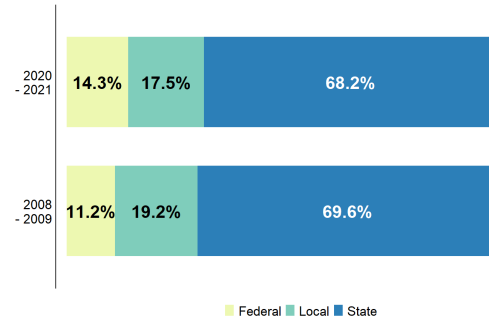
That's **218 fewer** staff overall, compared to **455 fewer** students.

Funding

In Henry County Public Schools, state direct aid per student has **decreased** by **3.4%**, adjusted for inflation, since 2008-2009.



From 2008-09 to 2020-21, the state's share of total funding has **decreased**.



Did you know...

...that a **one-cent increase** in Henry's property tax rate can raise about **\$293,500**?

...that, in 2020-2021, Henry invested **19.6%** **above** what is required by localities in the state's primary funding formula?

