

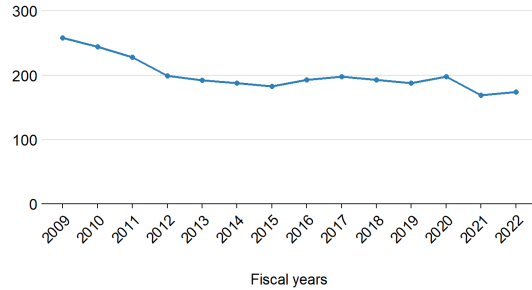
Highland County Public Schools

This profile shows the most recent data available from the 2020-2021 and 2021-2022 school years and highlights demographics, staffing, and funding for Highland County Public Schools.

Students

Enrollment growth between 2008-2009 to 2021-2022 has gone **down** by **32.6%**.

Average daily membership



Here are additional characteristics of students that go to Highland County Public Schools, compared to the state overall.

	Locality	State
School-age children living in poverty	20.1%	11.1%
English learners	N/A	8.4%
Eligible for IDEA services	16.8%	13.4%
Eligible for free or reduced-price lunch	58.7%	45.6%

Staffing

Compared to 2008-2009, staff per student has **increased** in Highland County Public Schools.

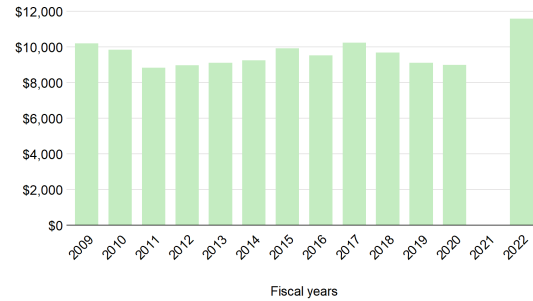
- 3 fewer teachers and instructors
- 1 fewer support staff
- 2 more school counselors and librarians
- 7 fewer teacher aides
- 0 more principals and assistant principals

That's **9 fewer** staff overall, compared to **97 fewer** students.

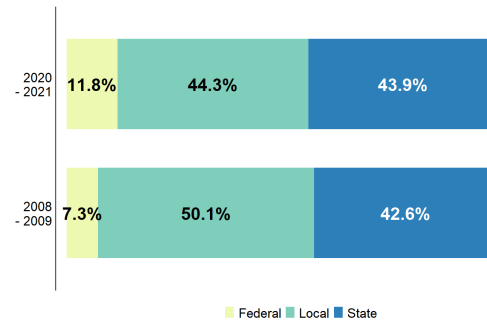
Funding

In Highland County Public Schools, state direct aid per student has **increased** by **13.7%**, adjusted for inflation, since 2008-2009.

Per student funding (FY22 dollars)



From 2008-09 to 2020-21, the state's share of total funding has **increased**.



Did you know...

...that a **one-cent increase** in Highland's property tax rate can raise about **\$67,600**?

...that, in 2020-2021, Highland invested **12.2% above** what is required by localities in the state's primary funding formula?

