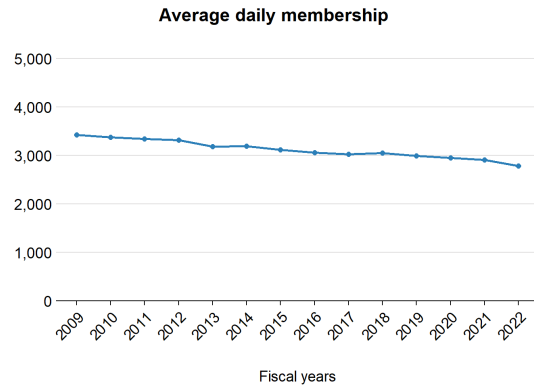


Lee County Public Schools

This profile shows the most recent data available from the 2020-2021 and 2021-2022 school years and highlights demographics, staffing, and funding for Lee County Public Schools.

Students

Enrollment growth between 2008-2009 to 2021-2022 has gone **down** by **18.6%**.



Here are additional characteristics of students that go to Lee County Public Schools, compared to the state overall.

	Locality	State
School-age children living in poverty	32.3%	11.1%
English learners	N/A	8.4%
Eligible for IDEA services	16.4%	13.4%
Eligible for free or reduced-price lunch	CEP	45.6%

Staffing

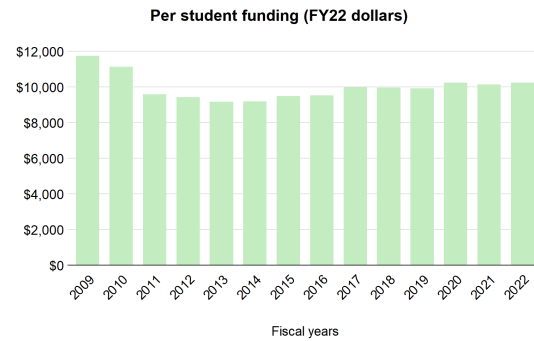
Compared to 2008-2009, staff per student has **remained flat** in Lee County Public Schools.

- 82 fewer teachers and instructors
- 13 fewer support staff
- 5 fewer school counselors and librarians
- 6 fewer teacher aides
- 1 fewer principals and assistant principals

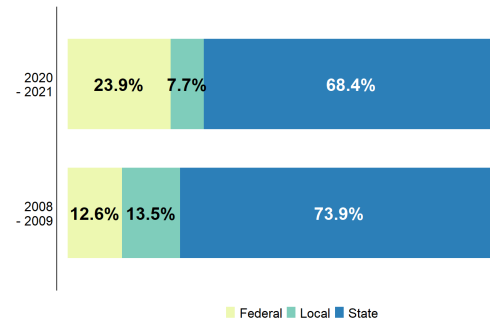
That's **108 fewer** staff overall, compared to **604 fewer** students.

Funding

In Lee County Public Schools, state direct aid per student has **decreased** by **12.8%**, adjusted for inflation, since 2008-2009.



From 2008-09 to 2020-21, the state's share of total funding has **decreased**.



Did you know...

...that a **one-cent increase** in Lee's property tax rate can raise about **\$95,800**?

...that, in 2020-2021, Lee invested **35.0% above** what is required by localities in the state's primary funding formula?

