

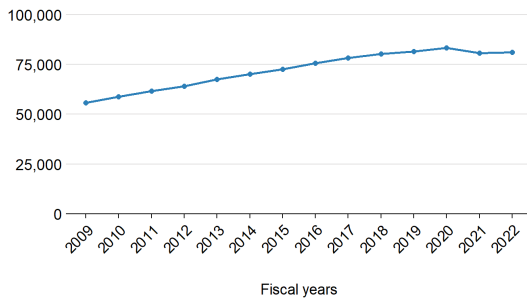
Loudoun County Public Schools

This profile shows the most recent data available from the 2020-2021 and 2021-2022 school years and highlights demographics, staffing, and funding for Loudoun County Public Schools.

Students

Enrollment growth between 2008-2009 to 2021-2022 has gone **up** by **45.6%**.

Average daily membership



Here are additional characteristics of students that go to Loudoun County Public Schools, compared to the state overall.

	Locality	State
School-age children living in poverty	2.9%	11.1%
English learners	11.4%	8.4%
Eligible for IDEA services	11.3%	13.4%
Eligible for free or reduced-price lunch	18.7%	45.6%

Staffing

Compared to 2008-2009, staff per student has **decreased** in Loudoun County Public Schools.

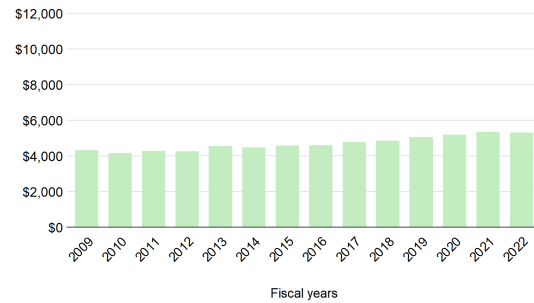
- 2,027 more teachers and instructors
- 850 more support staff
- 110 more school counselors and librarians
- 346 more teacher aides
- 157 more principals and assistant principals

That's **3,489 more** staff overall, compared to **24,075 more** students.

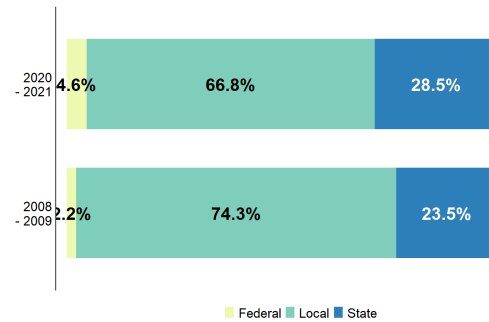
Funding

In Loudoun County Public Schools, state direct aid per student has **increased** by **22.6%**, adjusted for inflation, since 2008-2009.

Per student funding (FY22 dollars)



From 2008-09 to 2020-21, the state's share of total funding has **increased**.



Did you know...

...that a **one-cent increase** in Loudoun's property tax rate can raise about **\$9,026,500**?

...that, in 2020-2021, Loudoun invested **192.6% above** what is required by localities in the state's primary funding formula?

