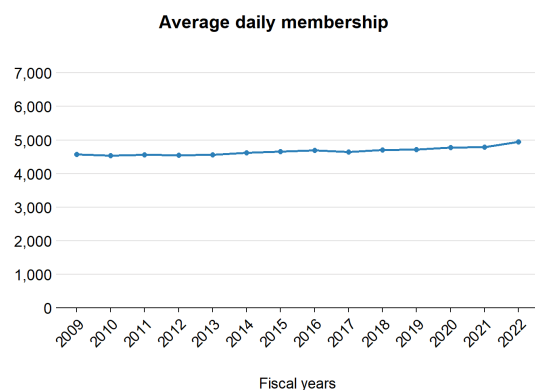


# Louisa County Public Schools

This profile shows the most recent data available from the 2020-2021 and 2021-2022 school years and highlights demographics, staffing, and funding for Louisa County Public Schools.

## Students

Enrollment growth between 2008-2009 to 2021-2022 has gone **up** by **8.2%**.



Here are additional characteristics of students that go to Louisa County Public Schools, compared to the state overall.

	Locality	State
School-age children living in poverty	11.2%	11.1%
English learners	2.4%	8.4%
Eligible for IDEA services	16.9%	13.4%
Eligible for free or reduced-price lunch	45.5%	45.6%

## Staffing

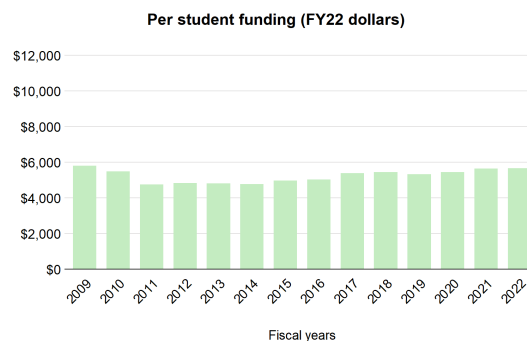
Compared to 2008-2009, staff per student has **increased** in Louisa County Public Schools.

- 36 more teachers and instructors
- 45 more support staff
- 2 more school counselors and librarians
- 13 more teacher aides
- 2 fewer principals and assistant principals

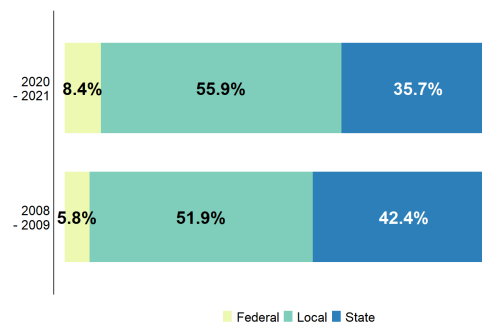
That's **94 more** staff overall, compared to **271 more** students.

## Funding

In Louisa County Public Schools, state direct aid per student has **decreased** by **2.2%**, adjusted for inflation, since 2008-2009.



From 2008-09 to 2020-21, the state's share of total funding has **decreased**.



Did you know...

...that a **one-cent increase** in Louisa's property tax rate can raise about **\$528,700**?

...that, in 2020-2021, Louisa invested **117.1%** **above** what is required by localities in the state's primary funding formula?

