

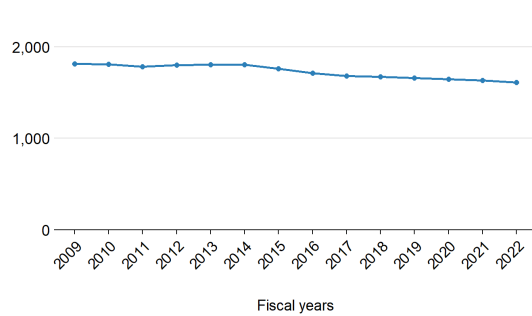
# Madison County Public Schools

This profile shows the most recent data available from the 2020-2021 and 2021-2022 school years and highlights demographics, staffing, and funding for Madison County Public Schools.

## Students

Enrollment growth between 2008-2009 to 2021-2022 has gone **down** by **11.3%**.

Average daily membership



Here are additional characteristics of students that go to Madison County Public Schools, compared to the state overall.

	Locality	State
School-age children living in poverty	12.9%	11.1%
English learners	1.3%	8.4%
Eligible for IDEA services	8.7%	13.4%
Eligible for free or reduced-price lunch	44.4%	45.6%

## Staffing

Compared to 2008-2009, staff per student has **increased** in Madison County Public Schools.

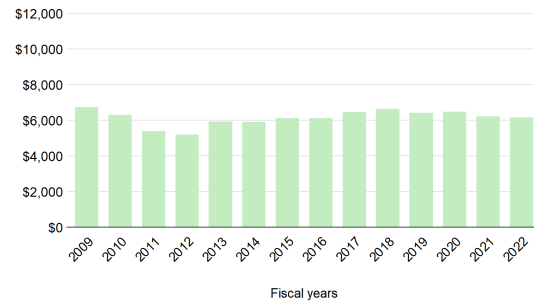
- 5 more teachers and instructors
- 4 more support staff
- 1 fewer school counselors and librarians
- 25 more teacher aides
- 2 more principals and assistant principals

That's **35 more** staff overall, compared to **264 fewer** students.

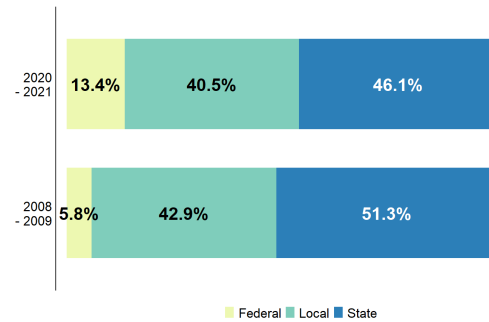
## Funding

In Madison County Public Schools, state direct aid per student has **decreased** by **8.6%**, adjusted for inflation, since 2008-2009.

Per student funding (FY22 dollars)



From 2008-09 to 2020-21, the state's share of total funding has **decreased**.



Did you know...

...that a **one-cent increase** in Madison's property tax rate can raise about **\$176,800**?

...that, in 2020-2021, Madison invested **62.6%** **above** what is required by localities in the state's primary funding formula?

