

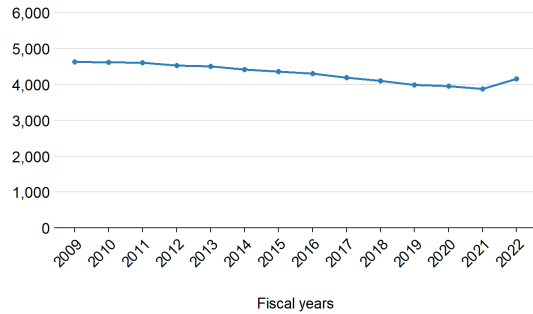
Mecklenburg County Public Schools

This profile shows the most recent data available from the 2020-2021 and 2021-2022 school years and highlights demographics, staffing, and funding for Mecklenburg County Public Schools.

Students

Enrollment growth between 2008-2009 to 2021-2022 has gone **down** by **10.2%**.

Average daily membership



Here are additional characteristics of students that go to Mecklenburg County Public Schools, compared to the state overall.

	Locality	State
School-age children living in poverty	21.5%	11.1%
English learners	1.2%	8.4%
Eligible for IDEA services	11.5%	13.4%
Eligible for free or reduced-price lunch	CEP	45.6%

Staffing

Compared to 2008-2009, staff per student has **increased** in Mecklenburg County Public Schools.

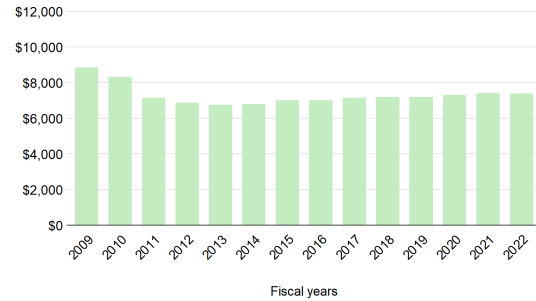
- 46 fewer teachers and instructors
- 40 fewer support staff
- 2 fewer school counselors and librarians
- 15 fewer teacher aides
- 0 more principals and assistant principals

That's **103 fewer** staff overall, compared to **680 fewer** students.

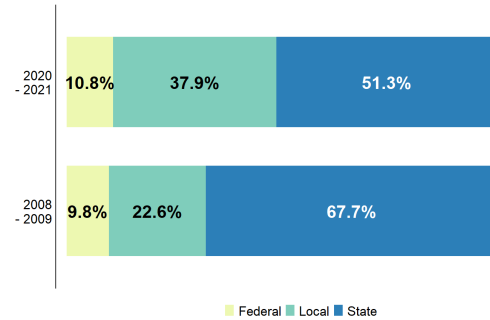
Funding

In Mecklenburg County Public Schools, state direct aid per student has **decreased** by **16.5%**, adjusted for inflation, since 2008-2009.

Per student funding (FY22 dollars)



From 2008-09 to 2020-21, the state's share of total funding has **decreased**.



Did you know...

...that a **one-cent increase** in Mecklenburg's property tax rate can raise about **\$453,300**?

...that, in 2020-2021, Mecklenburg invested **63.4% above** what is required by localities in the state's primary funding formula?

