

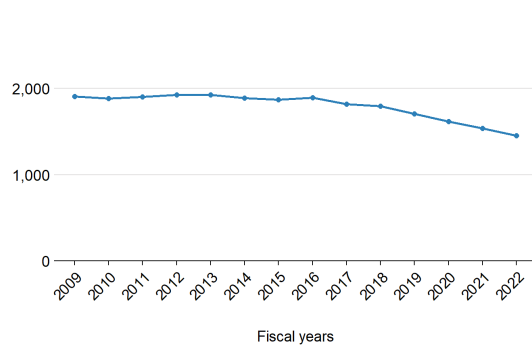
# Nelson County Public Schools

This profile shows the most recent data available from the 2020-2021 and 2021-2022 school years and highlights demographics, staffing, and funding for Nelson County Public Schools.

## Students

Enrollment growth between 2008-2009 to 2021-2022 has gone **down** by **23.8%**.

Average daily membership



Here are additional characteristics of students that go to Nelson County Public Schools, compared to the state overall.

	Locality	State
School-age children living in poverty	16.6%	11.1%
English learners	3.4%	8.4%
Eligible for IDEA services	16.2%	13.4%
Eligible for free or reduced-price lunch	51.6%	45.6%

## Staffing

Compared to 2008-2009, staff per student has **remained flat** in Nelson County Public Schools.

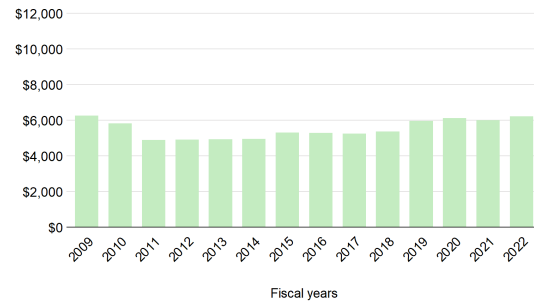
- 39 fewer teachers and instructors
- 36 fewer support staff
- 4 more school counselors and librarians
- 4 more teacher aides
- 0 fewer principals and assistant principals

That's **67 fewer** staff overall, compared to **354 fewer** students.

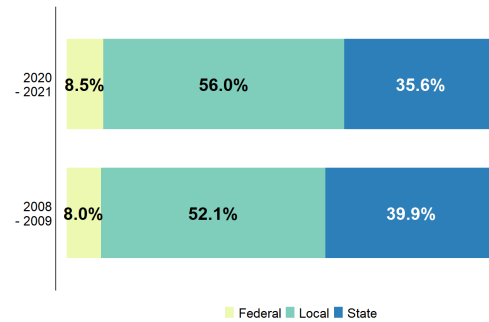
## Funding

In Nelson County Public Schools, state direct aid per student has **decreased** by **0.7%**, adjusted for inflation, since 2008-2009.

Per student funding (FY22 dollars)



From 2008-09 to 2020-21, the state's share of total funding has **decreased**.



Did you know...

...that a **one-cent increase** in Nelson's property tax rate can raise about **\$249,000**?

...that, in 2020-2021, Nelson invested **114.2% above** what is required by localities in the state's primary funding formula?

