

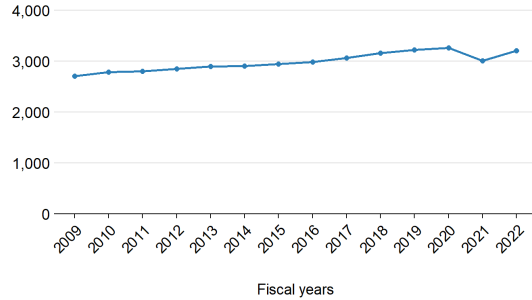
New Kent County Public Schools

This profile shows the most recent data available from the 2020-2021 and 2021-2022 school years and highlights demographics, staffing, and funding for New Kent County Public Schools.

Students

Enrollment growth between 2008-2009 to 2021-2022 has gone **up** by **18.2%**.

Average daily membership



Here are additional characteristics of students that go to New Kent County Public Schools, compared to the state overall.

	Locality	State
School-age children living in poverty	6.1%	11.1%
English learners	0.8%	8.4%
Eligible for IDEA services	12.6%	13.4%
Eligible for free or reduced-price lunch	24.3%	45.6%

Staffing

Compared to 2008-2009, staff per student has **decreased** in New Kent County Public Schools.

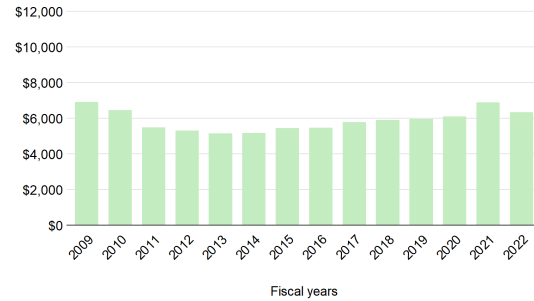
- 17 more teachers and instructors
- 31 fewer support staff
- 3 more school counselors and librarians
- 7 fewer teacher aides
- 0 fewer principals and assistant principals

That's **18 fewer** staff overall, compared to **189 more** students.

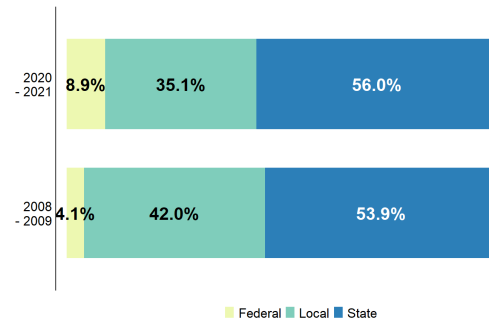
Funding

In New Kent County Public Schools, state direct aid per student has **decreased** by **8.4%**, adjusted for inflation, since 2008-2009.

Per student funding (FY22 dollars)



From 2008-09 to 2020-21, the state's share of total funding has **increased**.



Did you know...

...that a **one-cent increase** in New Kent's property tax rate can raise about **\$333,600**?

...that, in 2020-2021, New Kent invested **43.5% above** what is required by localities in the state's primary funding formula?

