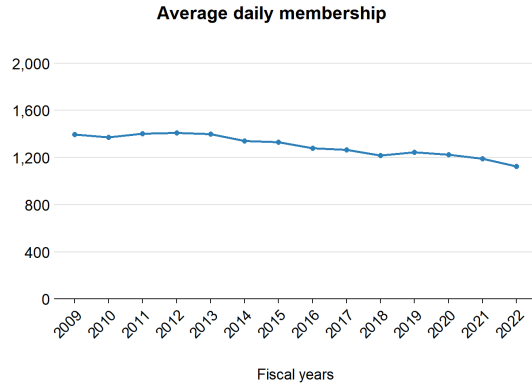


Northumberland County Public Schools

This profile shows the most recent data available from the 2020-2021 and 2021-2022 school years and highlights demographics, staffing, and funding for Northumberland County Public Schools.

Students

Enrollment growth between 2008-2009 to 2021-2022 has gone **down** by **19.3%**.



Here are additional characteristics of students that go to Northumberland County Public Schools, compared to the state overall.

	Locality	State
School-age children living in poverty	22.5%	11.1%
English learners	1.5%	8.4%
Eligible for IDEA services	14.8%	13.4%
Eligible for free or reduced-price lunch	CEP	45.6%

Staffing

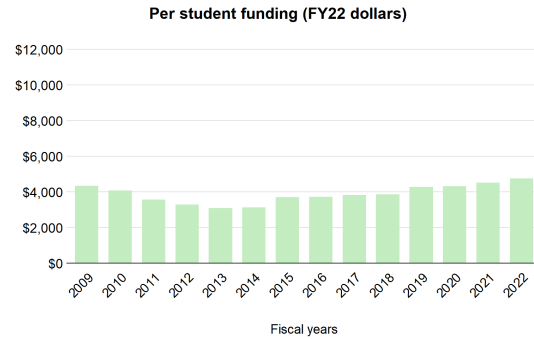
Compared to 2008-2009, staff per student has **increased** in Northumberland County Public Schools.

- 8 more teachers and instructors
- 25 fewer support staff
- 0 fewer school counselors and librarians
- 13 fewer teacher aides
- 1 fewer principals and assistant principals

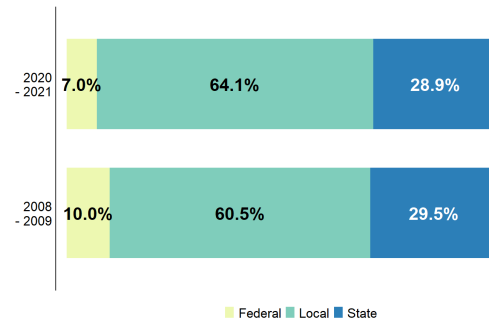
That's **32 fewer** staff overall, compared to **309 fewer** students.

Funding

In Northumberland County Public Schools, state direct aid per student has **increased** by **9.4%**, adjusted for inflation, since 2008-2009.



From 2008-09 to 2020-21, the state's share of total funding has **decreased**.



Did you know...

...that a **one-cent increase** in Northumberland's property tax rate can raise about **\$278,000**?

...that, in 2020-2021, Northumberland invested **76.7% above** what is required by localities in the state's primary funding formula?

