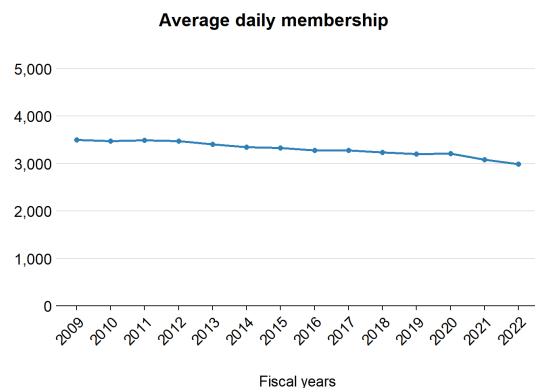


Page County Public Schools

This profile shows the most recent data available from the 2020-2021 and 2021-2022 school years and highlights demographics, staffing, and funding for Page County Public Schools.

Students

Enrollment growth between 2008-2009 to 2021-2022 has gone **down** by **14.5%**.



Here are additional characteristics of students that go to Page County Public Schools, compared to the state overall.

	Locality	State
School-age children living in poverty	16.2%	11.1%
English learners	0.9%	8.4%
Eligible for IDEA services	12.6%	13.4%
Eligible for free or reduced-price lunch	55.8%	45.6%

Staffing

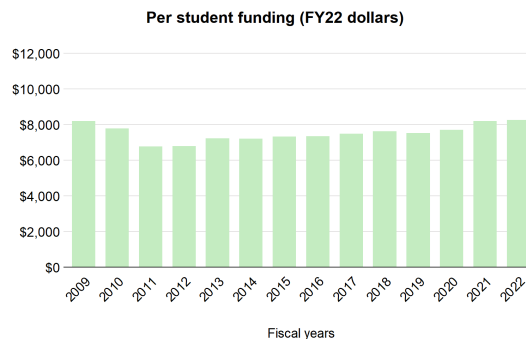
Compared to 2008-2009, staff per student has **remained flat** in Page County Public Schools.

- 42 fewer teachers and instructors
- 2 more support staff
- 2 more school counselors and librarians
- 28 fewer teacher aides
- 3 more principals and assistant principals

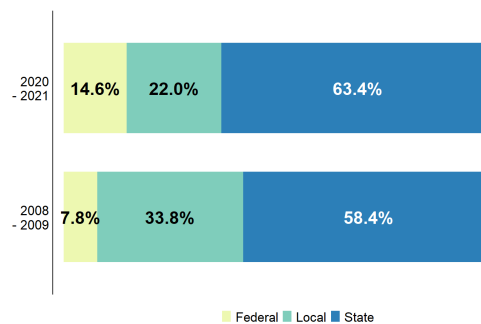
That's **63 fewer** staff overall, compared to **413 fewer** students.

Funding

In Page County Public Schools, state direct aid per student has **increased** by **0.6%**, adjusted for inflation, since 2008-2009.



From 2008-09 to 2020-21, the state's share of total funding has **increased**.



Did you know...

...that a **one-cent increase** in Page's property tax rate can raise about **\$205,500**?

...that, in 2020-2021, Page invested **20.8% above** what is required by localities in the state's primary funding formula?

