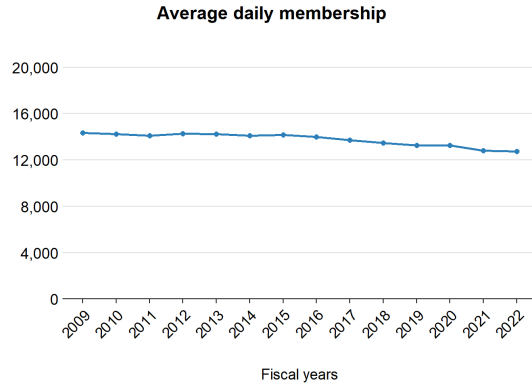


Portsmouth Public Schools

This profile shows the most recent data available from the 2020-2021 and 2021-2022 school years and highlights demographics, staffing, and funding for Portsmouth Public Schools.

Students

Enrollment growth between 2008-2009 to 2021-2022 has gone **down** by **11.1%**.



Here are additional characteristics of students that go to Portsmouth Public Schools, compared to the state overall.

	Locality	State
School-age children living in poverty	22.7%	11.1%
English learners	0.9%	8.4%
Eligible for IDEA services	12.2%	13.4%
Eligible for free or reduced-price lunch	CEP	45.6%

Staffing

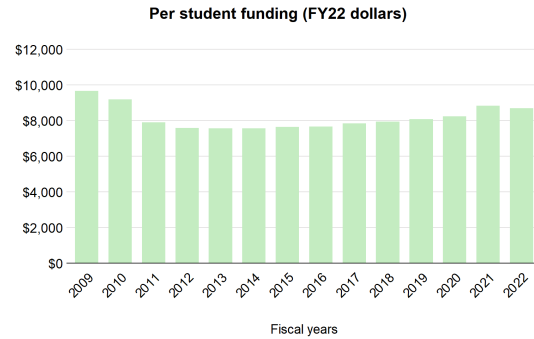
Compared to 2008-2009, staff per student has **decreased** in Portsmouth Public Schools.

- 339 fewer teachers and instructors
- 271 fewer support staff
- 33 fewer school counselors and librarians
- 58 fewer teacher aides
- 11 fewer principals and assistant principals

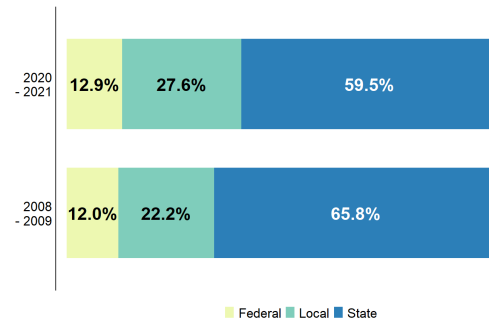
That's **713 fewer** staff overall, compared to **1,926 fewer** students.

Funding

In Portsmouth Public Schools, state direct aid per student has **decreased** by **10.1%**, adjusted for inflation, since 2008-2009.



From 2008-09 to 2020-21, the state's share of total funding has **decreased**.



Did you know...

...that a **one-cent increase** in Portsmouth's property tax rate can raise about **\$749,500**?

...that, in 2020-2021, Portsmouth invested **114.8% above** what is required by localities in the state's primary funding formula?

