

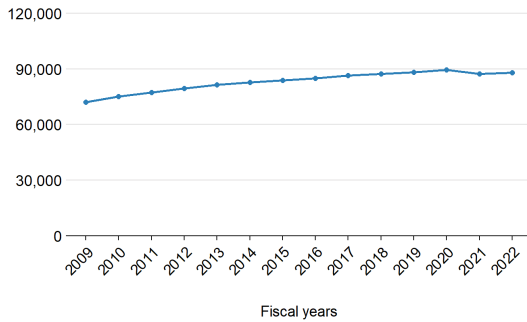
Prince William County Public Schools

This profile shows the most recent data available from the 2020-2021 and 2021-2022 school years and highlights demographics, staffing, and funding for Prince William County Public Schools.

Students

Enrollment growth between 2008-2009 to 2021-2022 has gone **up** by **22.2%**.

Average daily membership



Here are additional characteristics of students that go to Prince William County Public Schools, compared to the state overall.

	Locality	State
School-age children living in poverty	6.2%	11.1%
English learners	17.3%	8.4%
Eligible for IDEA services	12.8%	13.4%
Eligible for free or reduced-price lunch	42.8%	45.6%

Staffing

Compared to 2008-2009, staff per student has **increased** in Prince William County Public Schools.

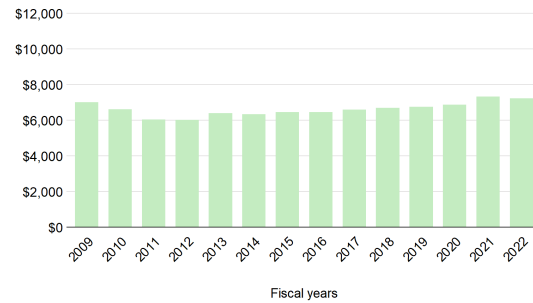
- 1,732 more teachers and instructors
- 219 fewer support staff
- 135 more school counselors and librarians
- 408 more teacher aides
- 96 more principals and assistant principals

That's **2,152 more** staff overall, compared to **16,374 more** students.

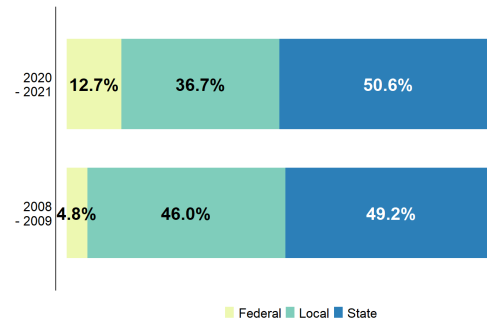
Funding

In Prince William County Public Schools, state direct aid per student has **increased** by **2.9%**, adjusted for inflation, since 2008-2009.

Per student funding (FY22 dollars)



From 2008-09 to 2020-21, the state's share of total funding has **increased**.



Did you know...

...that a **one-cent increase** in Prince William's property tax rate can raise about **\$6,548,700**?

...that, in 2020-2021, Prince William invested **85.5% above** what is required by localities in the state's primary funding formula?

