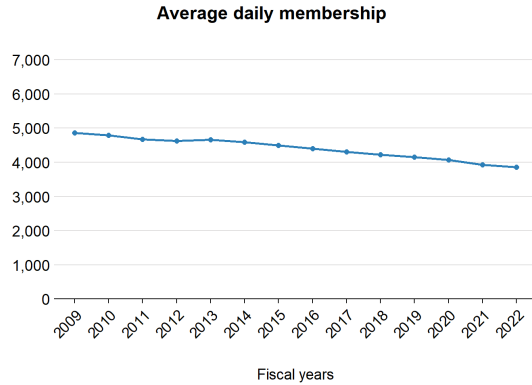


Smyth County Schools

This profile shows the most recent data available from the 2020-2021 and 2021-2022 school years and highlights demographics, staffing, and funding for Smyth County Schools.

Students

Enrollment growth between 2008-2009 to 2021-2022 has gone **down** by **20.7%**.



Here are additional characteristics of students that go to Smyth County Schools, compared to the state overall.

	Locality	State
School-age children living in poverty	18.3%	11.1%
English learners	0.6%	8.4%
Eligible for IDEA services	15.6%	13.4%
Eligible for free or reduced-price lunch	CEP	45.6%

Staffing

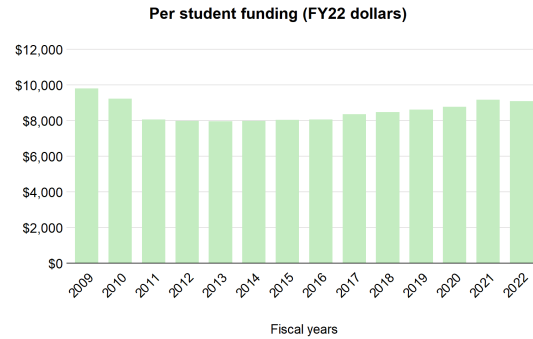
Compared to 2008-2009, staff per student has **decreased** in Smyth County Schools.

- 86 fewer teachers and instructors
- 60 fewer support staff
- 1 fewer school counselors and librarians
- 9 fewer teacher aides
- 5 fewer principals and assistant principals

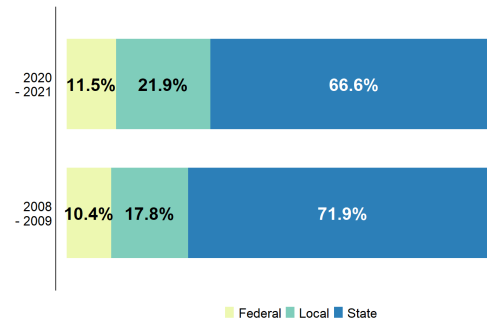
That's **161 fewer** staff overall, compared to **912 fewer** students.

Funding

In Smyth County Schools, state direct aid per student has **decreased** by **7.4%**, adjusted for inflation, since 2008-2009.



From 2008-09 to 2020-21, the state's share of total funding has **decreased**.



Did you know...

...that a **one-cent increase** in Smyth's property tax rate can raise about **\$153,300**?

...that, in 2020-2021, Smyth invested **50.8%** **above** what is required by localities in the state's primary funding formula?

