

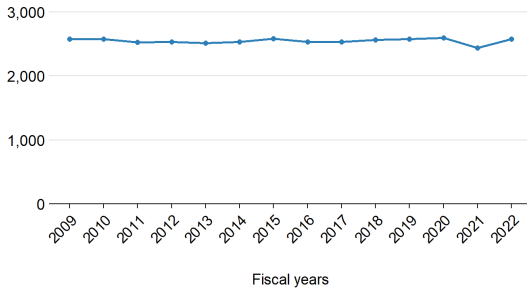
Staunton City Schools

This profile shows the most recent data available from the 2020-2021 and 2021-2022 school years and highlights demographics, staffing, and funding for Staunton City Schools.

Students

Enrollment growth between 2008-2009 to 2021-2022 has gone **down** by **0.1%**.

Average daily membership



Here are additional characteristics of students that go to Staunton City Schools, compared to the state overall.

	Locality	State
School-age children living in poverty	16.3%	11.1%
English learners	2.4%	8.4%
Eligible for IDEA services	12.2%	13.4%
Eligible for free or reduced-price lunch	CEP	45.6%

Staffing

Compared to 2008-2009, staff per student has **decreased** in Staunton City Schools.

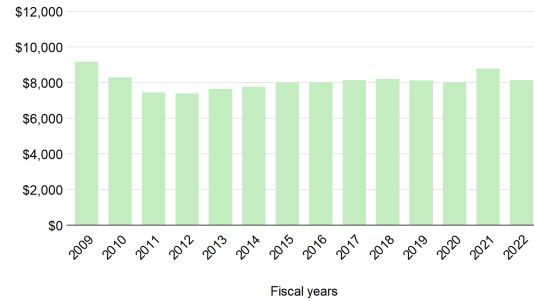
- 38 fewer teachers and instructors
- 10 more support staff
- 2 fewer school counselors and librarians
- 14 fewer teacher aides
- 2 more principals and assistant principals

That's **43 fewer** staff overall, compared to **121 fewer** students.

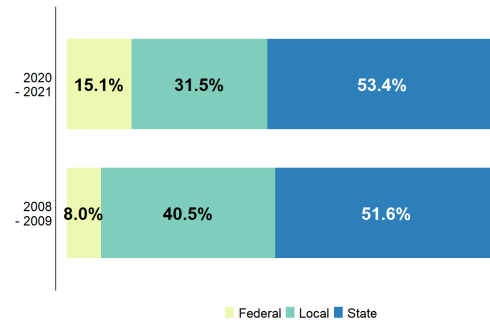
Funding

In Staunton City Schools, state direct aid per student has **decreased** by **11.3%**, adjusted for inflation, since 2008-2009.

Per student funding (FY22 dollars)



From 2008-09 to 2020-21, the state's share of total funding has **increased**.



Did you know...

...that a **one-cent increase** in Staunton's property tax rate can raise about **\$205,000**?

...that, in 2020-2021, Staunton invested **64.6%** **above** what is required by localities in the state's primary funding formula?

