

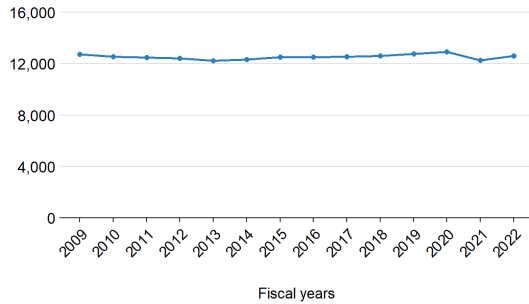
# York County School Division

This profile shows the most recent data available from the 2020-2021 and 2021-2022 school years and highlights demographics, staffing, and funding for York County School Division.

## Students

Enrollment growth between 2008-2009 to 2021-2022 has gone **down** by **1%**.

Average daily membership



Here are additional characteristics of students that go to York County School Division, compared to the state overall.

	Locality	State
School-age children living in poverty	5.0%	11.1%
English learners	2.4%	8.4%
Eligible for IDEA services	11.6%	13.4%
Eligible for free or reduced-price lunch	23.1%	45.6%

## Staffing

Compared to 2008-2009, staff per student has **increased** in York County School Division.

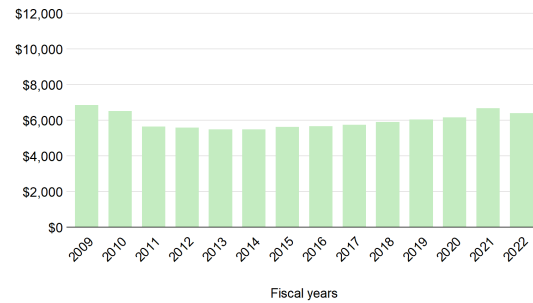
- 42 more teachers and instructors
- 10 fewer support staff
- 0 more school counselors and librarians
- 1 fewer teacher aides
- 0 more principals and assistant principals

That's **31 more** staff overall, compared to **707 fewer** students.

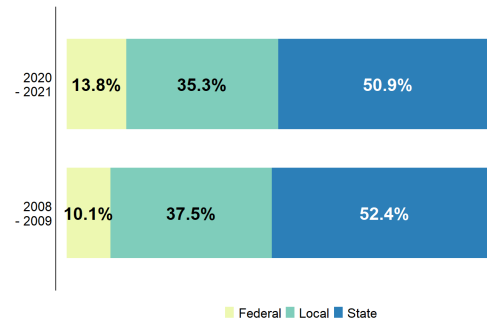
## Funding

In York County School Division, state direct aid per student has **decreased** by **6.6%**, adjusted for inflation, since 2008-2009.

Per student funding (FY22 dollars)



From 2008-09 to 2020-21, the state's share of total funding has **decreased**.



Did you know...

...that a **one-cent increase** in York's property tax rate can raise about **\$955,000**?

...that, in 2020-2021, York invested **74.4% above** what is required by localities in the state's primary funding formula?

